

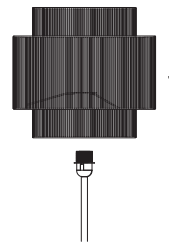
1. Fasten the bottom metal tube with the base



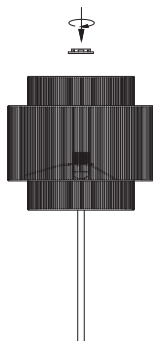
2. Fasten the middle metal tube to the bottom metal tube



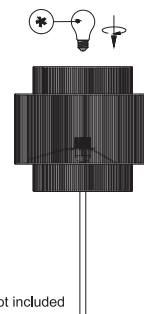
3. Fasten the top metal tube with the middle metal tube



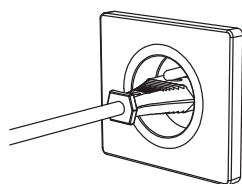
4. Install the lamp shade



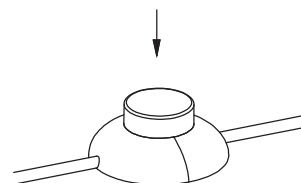
5. Fasten the lamp shade with the plastic ring



6. Install the bulb



7. Plug it in



8. Control the switch