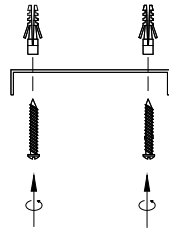
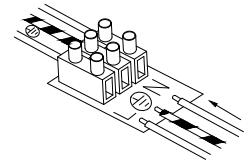


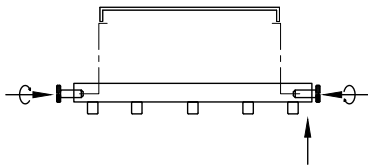
1 Turn off the general switch



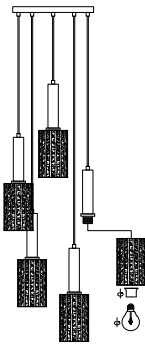
2 Apply screws and plastic anchors



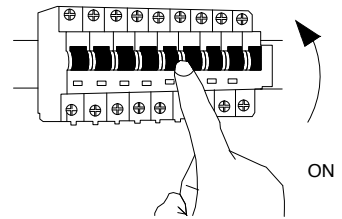
3 Connect the cables



4 Apply the side screws



5 Insert the bulb



6 Turn on the general switch

