
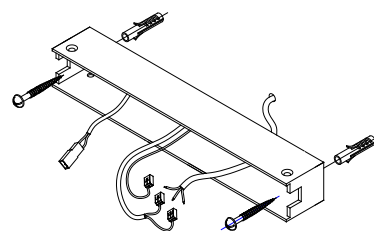


NOVA LUCE

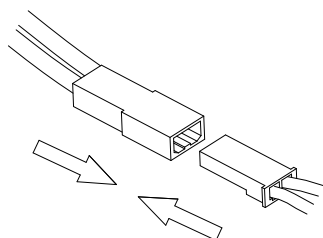
9088207



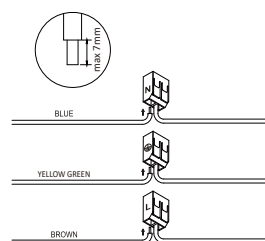
1. Turn off the general Switch



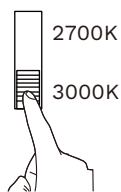
2. Align, mark and drill holes to apply the screws



3. Plug wires in, by clicking them

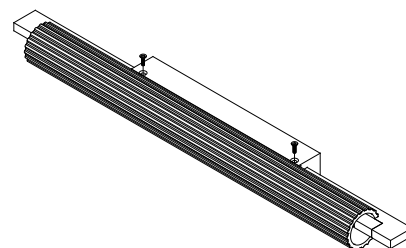


4. Connect the 3 wires

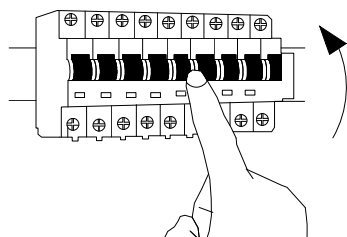


ATTENTION!
Turn off the light
befor changing the
color temperature

5. changing the color temperature



6. Apply the side screws



7. Turn on the general Switch

