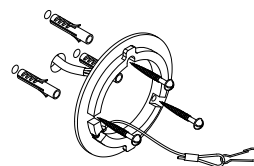


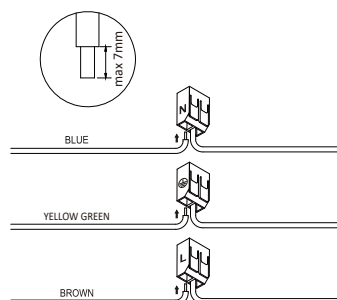
1. Turn off the general Switch



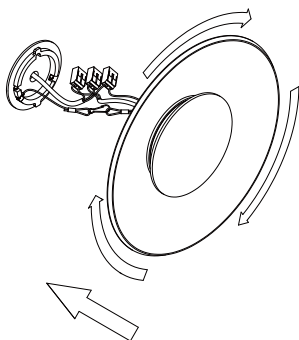
2. Align, Mark and drill holes To apply the screws



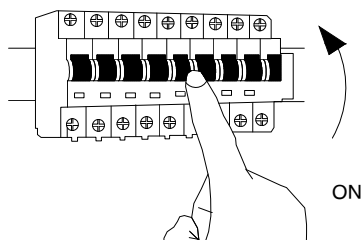
3. Connect subordinate ropes for installing the wires



4. Connect the 3 wires



5. Put the lamp into place by tidying it up



6. Turn on the general Switch

