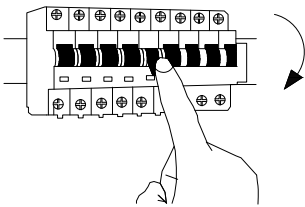
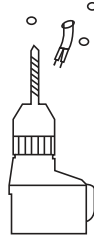


1



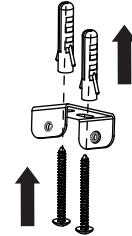
Turn off the general switch

2



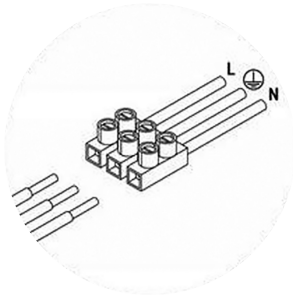
Mark and drill holes

3



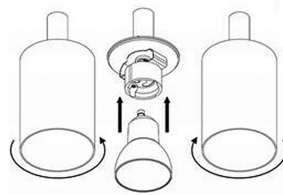
Apply plastic anchors
& tie up screws

4



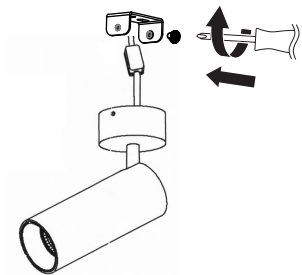
Connect the wires

5



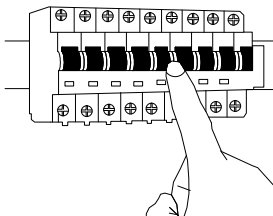
Untie the cap to insert the bulb by rotate
& tie up the cap into place

6



Apply the product
by tying up side screws

7



Turn on the general switch

