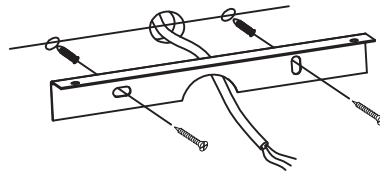
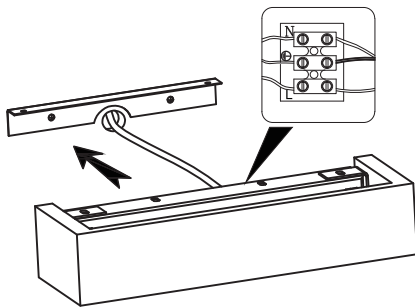


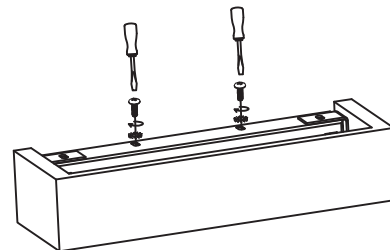
1. Turn off the general Switch



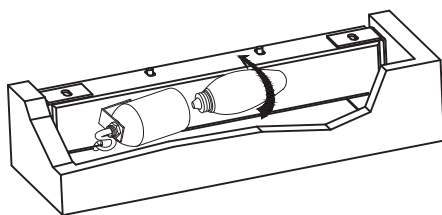
2. Mark & Drill holes
Apply plastic anchors & tying up the screws



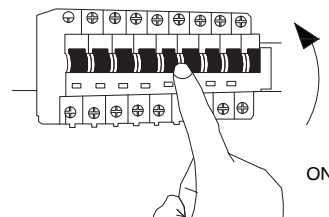
3. Connect wires & place the product onto base



5. Apply screws to make it stable



5. Insert bulb by rotating



6. Turn on the General Switch