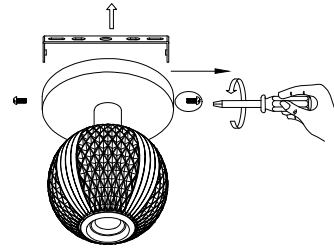
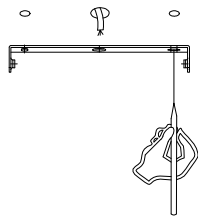


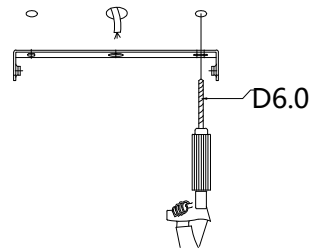
1 Turn off the general switch



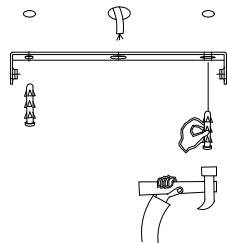
2 Unscrew The Screws



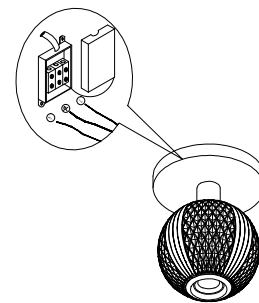
3 Align & Mark Where To Drill Holes



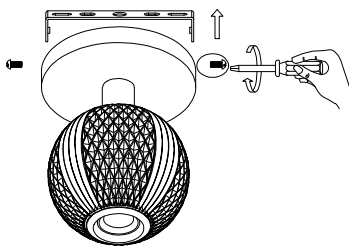
4 Drill Holes



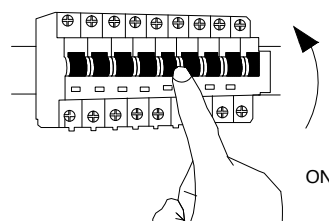
5 Apply Plastic Anchors & Screws



6 Connect The Wires



7 Apply Side Screws



8 Turn on the general switch

