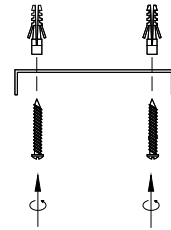
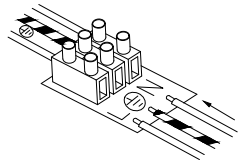


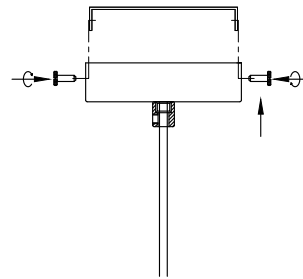
1 Turn off the general Switch



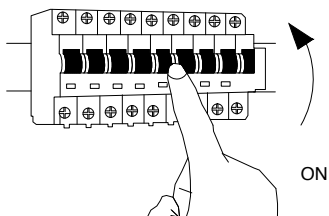
2 Apply screws and plastic anchors



3 Connect the cables



4 Connect the side screws



5 Turn on the general Switch

