
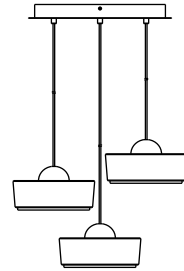


1



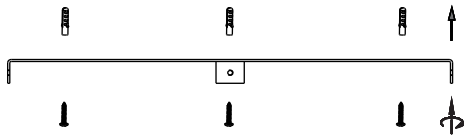
Turn off the General Switch

2



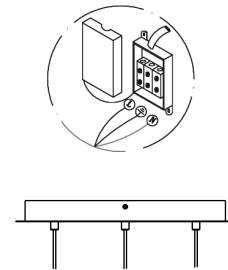
Prepare the light for installation

3



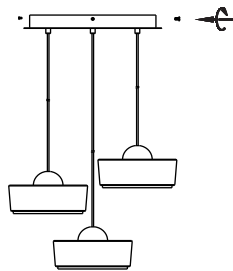
Align, mark & drill hole, apply plastic anchors & tie up the screws

4



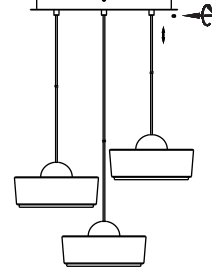
Connect wires

5



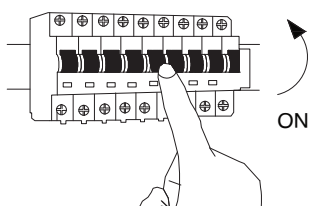
Apply side screws

6



Apply side screw & adjust the cable

7



Turn on the General Switch

8

