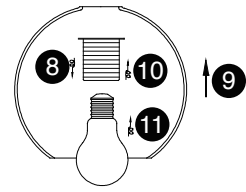
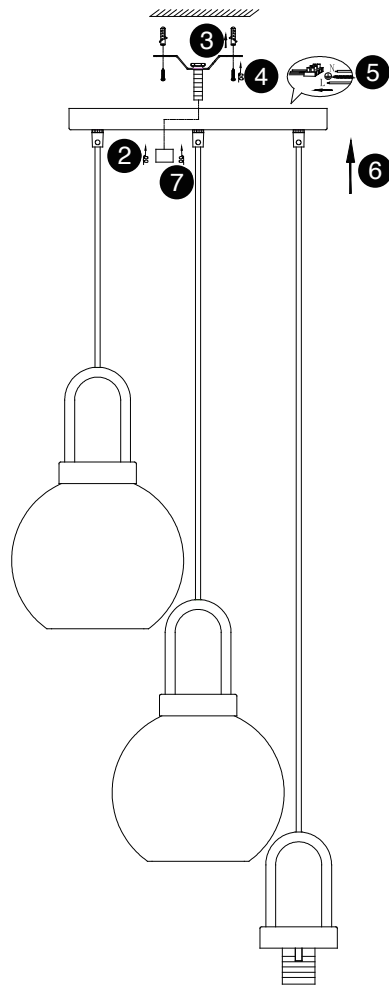
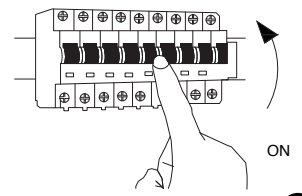


1



9



12

1. Turn off the general switch
2. Untight the top cap
3. Drill holes apply plastic anchors
4. Apply screws
5. Connect wires
6. Put the canopy in place
7. Tight up the top screw
8. By rotating untight the socket
9. Apply carefully the glass
10. Put the socket in place
11. Apply the bulb
12. Turn on general switch