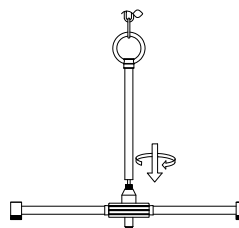
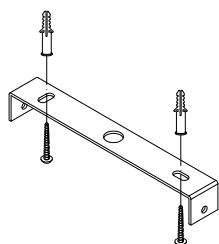


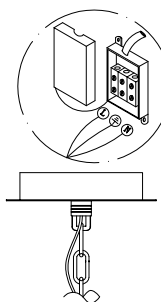
1 Turn off the general Switch



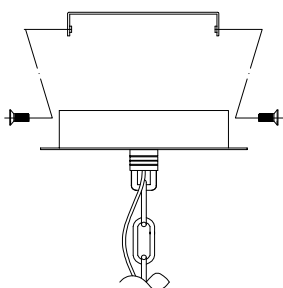
2 By rotating, break it apart



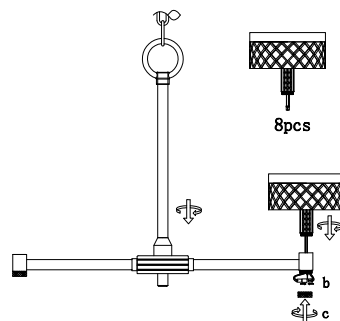
3 Align, mark and drill holes  
To apply the screws



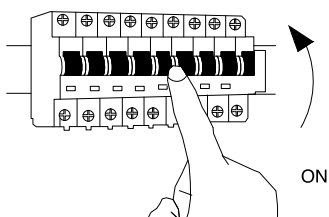
4 Connect the 3 wires



5 Apply the Side screws



6 By Rotating apply the crystal glass  
And the end caps



7 Turn on the general Switch

