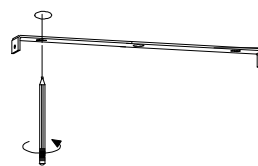
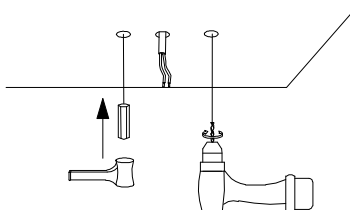


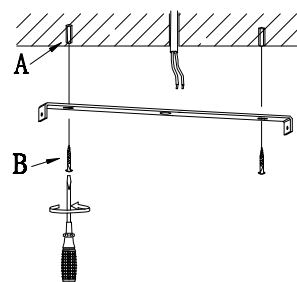
1. Turn off the general switch



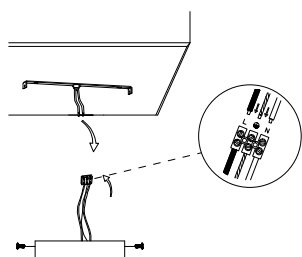
2. Mark the areas



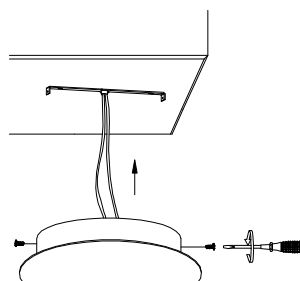
3. Drill holes on the marked areas



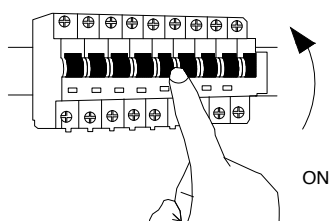
4. Apply plastic anchors & screws



5. Connect the wires



6. Put the canopy in place & Apply the side screws



7. Turn on the general switch

