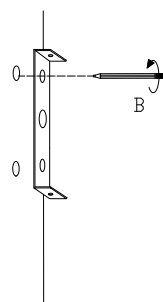
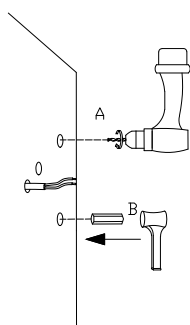


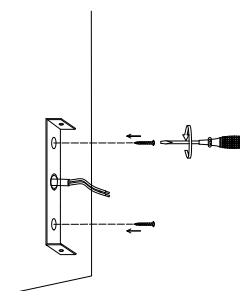
1 Turn off the general Switch



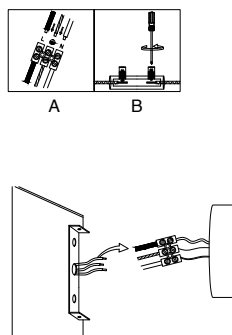
2 Alight where to make holes



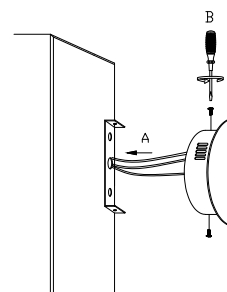
3 Drill and apply plastic anchors



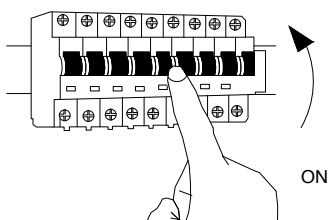
4 Apply screws



5 Connect the wires correctly



6 Apply the side screws to finish it



7 Turn on the general Switch

