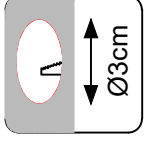
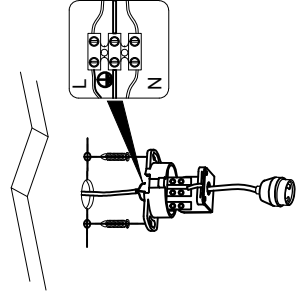


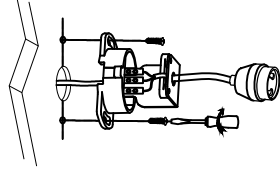
1. Turn off the general Switch



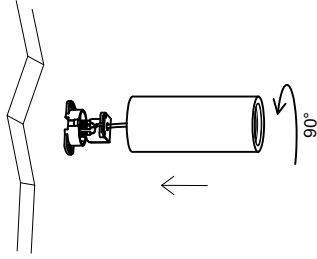
2. Create a Cut Out



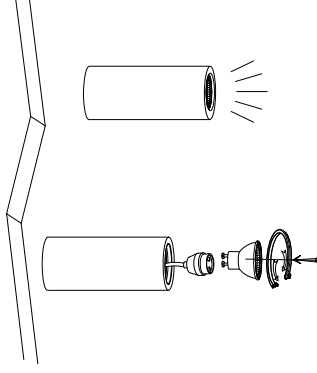
3. Connect wires



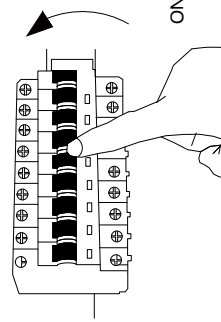
4. Apply screws



5. Put it in place by rotating



6. Insert bulb by rotating, tie up the cap & put it in place



9. Turn on the General Switch

