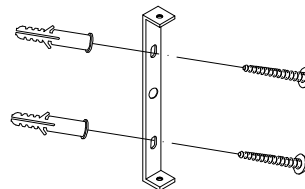
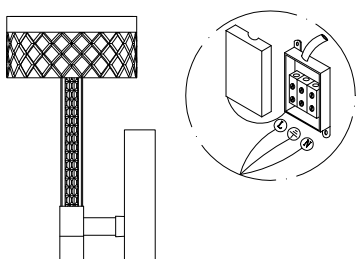


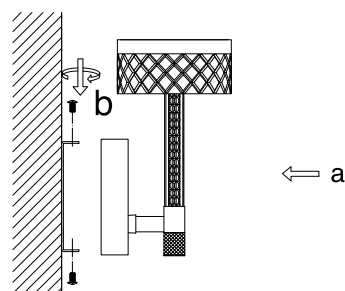
1 Turn off the general Switch



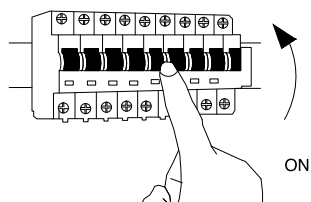
2 Apply screws and plastic anchors



3 Connect the 3 wires



4 Put it on the wall, and Tight the screws



5 Turn on the general Switch

