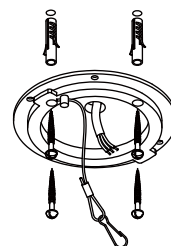


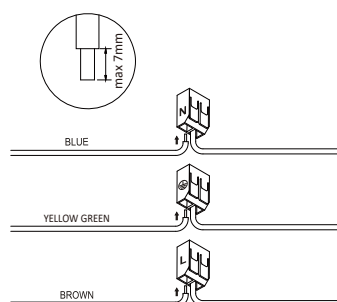
1. Turn off the general Switch



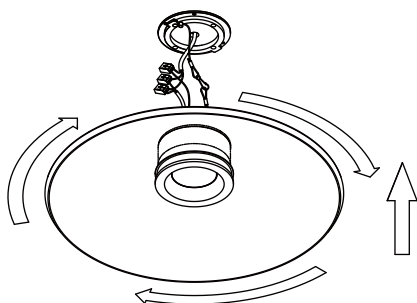
2. Align, mark and drill holes to apply the screws



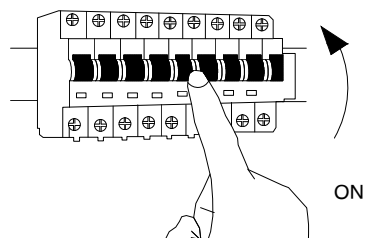
3. Connect subordinate ropes for installing the wires



4. Apply the side screws



5. Fix the lamp onto place by tidying it up



6. Turn on the general Switch

