
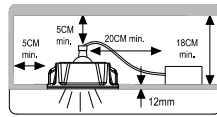


1



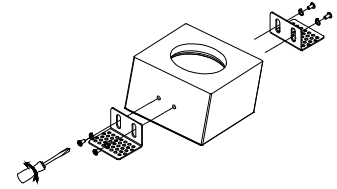
Turn off the general switch

2



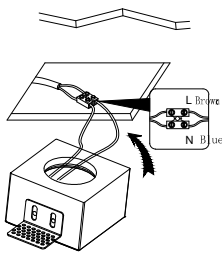
Drawing of Spacing

3



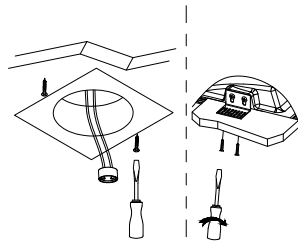
Apply screws

4



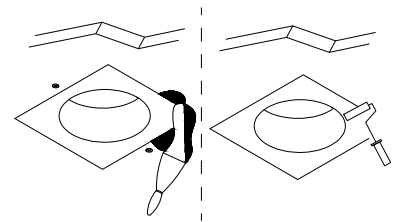
Connect the wires

5



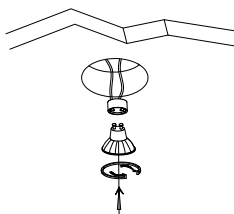
Apply the screws
To make it stable

6



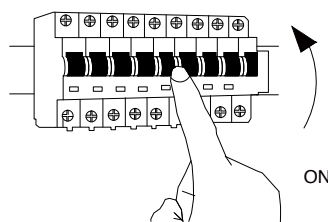
Apply putty powder

7



By rotating apply the bulb

8



Turn on the general switch

