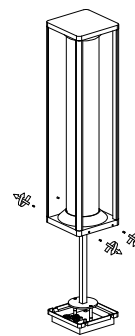
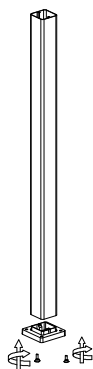


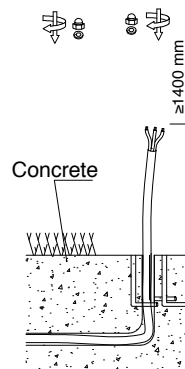
1. Turn off the general switch



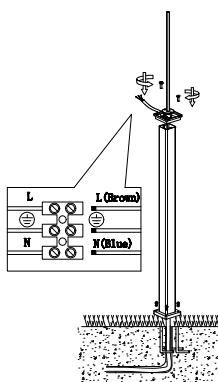
2. Untie screws on the upper part



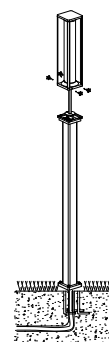
3. Connect parts & tie up screws to make it stable



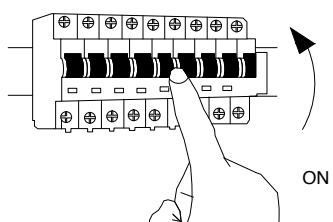
4. Cable should be ≥ 1400 mm



5. Connect wires & tie up side screws



6. Tie up side screws



7. Turn on the general switch

