


# NOVA LUCE

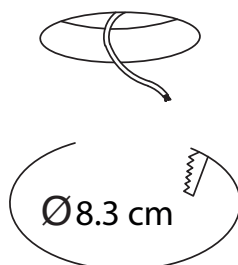
9232200 9232201  
9232203 9232204

1



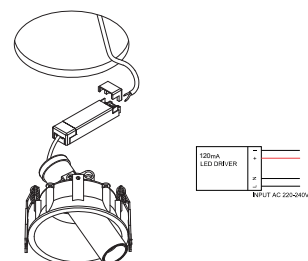
Turn off the general switch

2



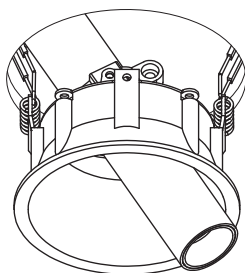
Make a hole

3



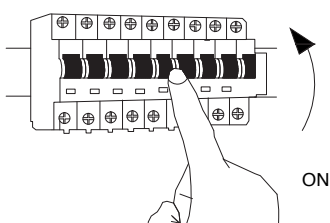
Connect the wires

4



Place the product in to place

5



Turn on the general switch

