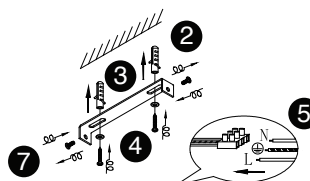
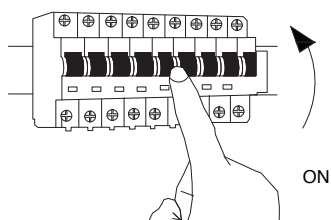
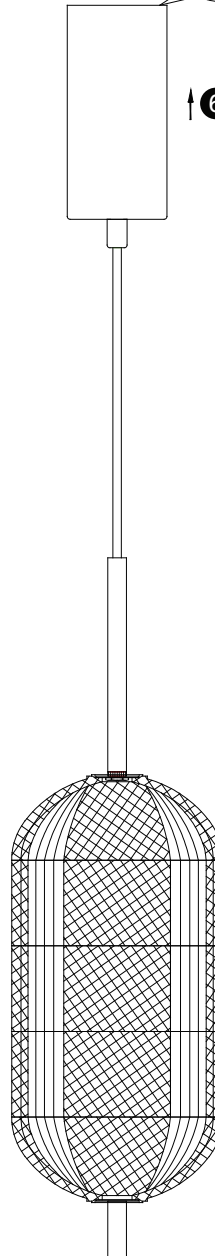


1



6



8

1. Turn off the general switch
2. Drill holes
3. Apply plastic anchors
4. Apply the screws

5. Connect the wires
6. Put the product in to place
7. Apply the side screws
8. Turn on the general switch