



1



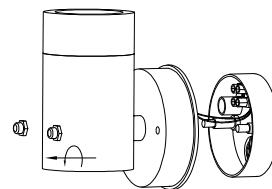
Turn off the general switch

2



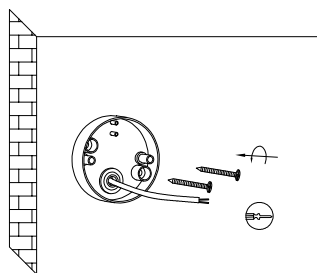
Apply the bulb with the element

3



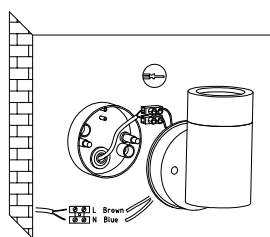
Remove the nuts

4



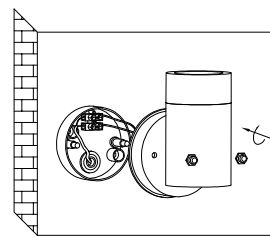
Apply the screws in to place

5



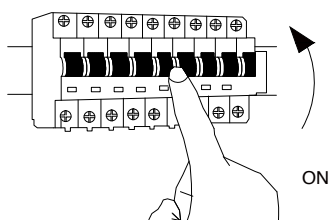
Connect wires

6



Apply nuts in to place

7



Turn on the general switch

