

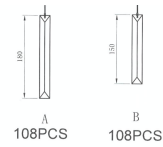
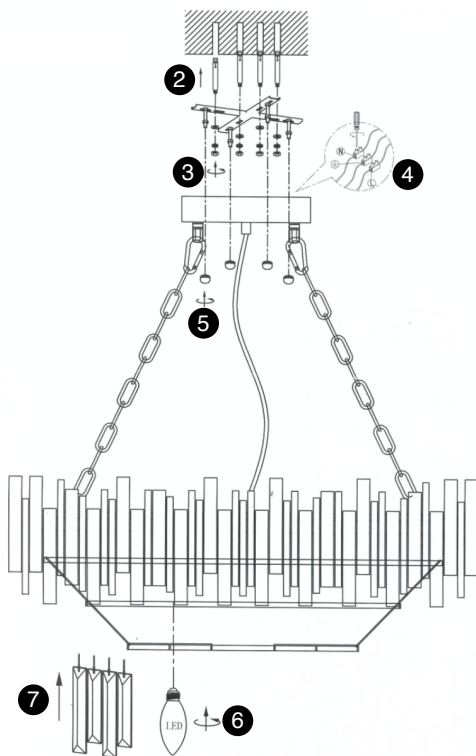


1

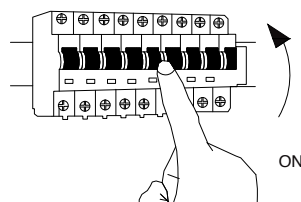


Turn off the general switch



2. Drill holes & apply plastic anchors
3. Tie up screws to make it stable
4. Connect the wires
5. Fix luminaire into place by tying up side screws
6. Insert bulb by rotate
7. Apply the crystals

8



Turn on the general switch

