
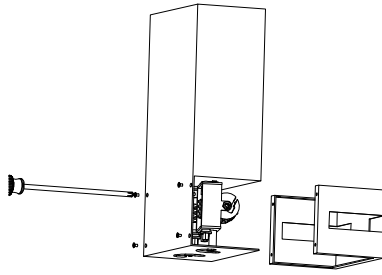


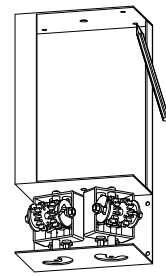
Example of the two track base installation



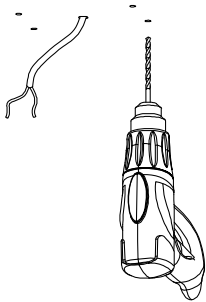
1. Remove the decorative film



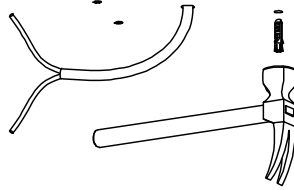
2. Remove the decorative cover



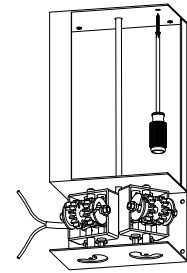
3. Positioning hole



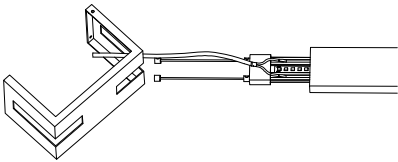
4. Drill holes



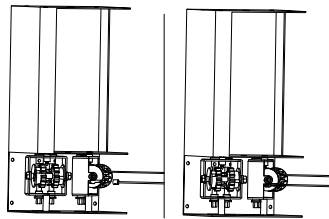
5. Injecting rubber particles



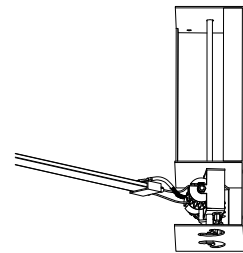
6. Install support seat



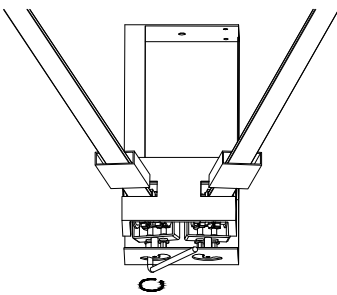
7. Pass the cables through the decorative parts



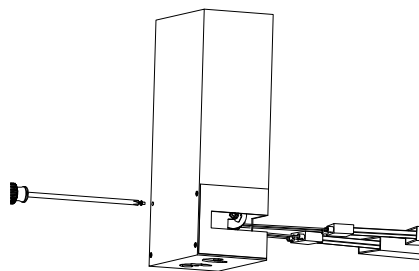
8. Pay attention to the direction of the track & insert the locking wire iron particles



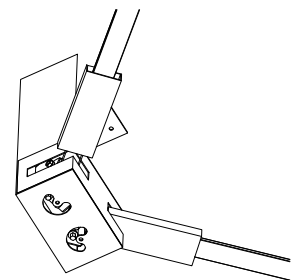
9. Connect the wires



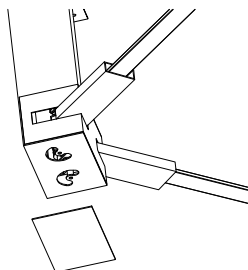
10. Lock the steel wire



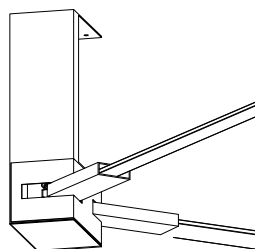
11. Install the decorative cover



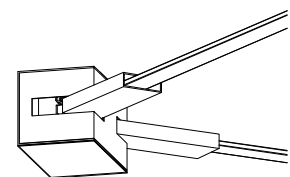
12. Put in place the decorative tube slides



13. Stick decorative low panels properly



14. Two track long base complete



15. Two track long base complete