
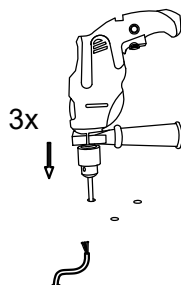


1



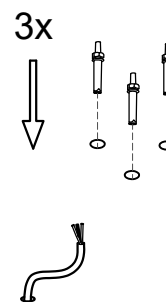
Turn off the general switch

2



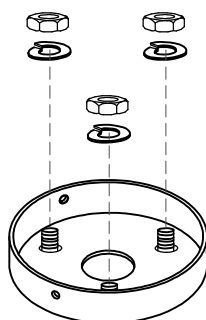
Drill holes

3



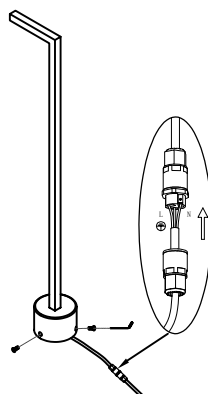
Apply screws

4



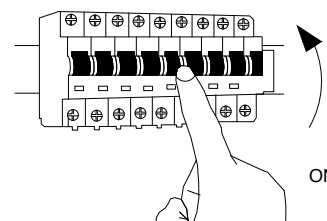
Tie up the nuts to fix it in place

5



Connect wires
& tie up side screws

6



Turn on the general switch

