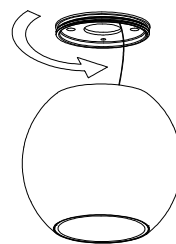
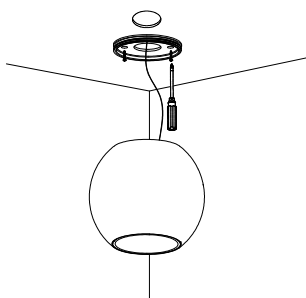


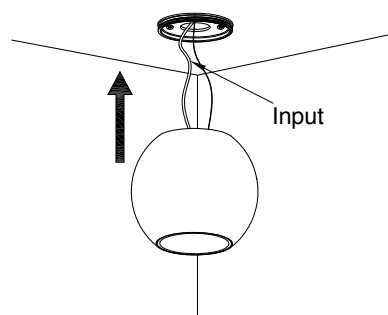
1. Turn off the general switch



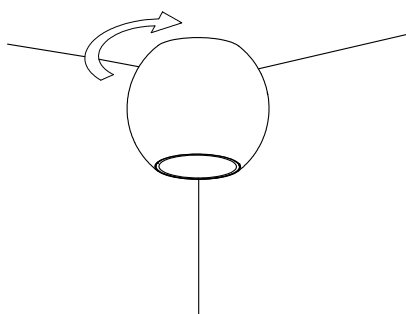
2. By rotating untight the gasket



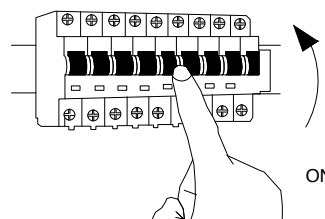
3. Drill holes & apply plastic anchors
With screws



4. Connect the wires



5. By rotating tight it up



6. Turn on general switch

For Indoor use only
If the cable gets damaged,
Replace it immediately with an help of a professional

The light source of this luminaire in not replaceable.
If the light source brakes down the hole luminaire should be replaced

