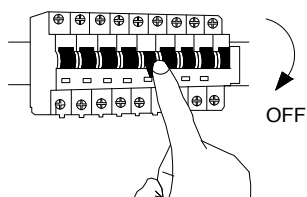
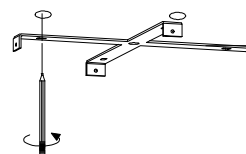


1



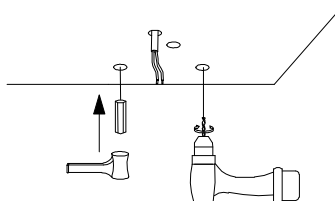
Turn off the general switch

2



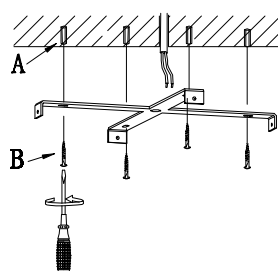
Mark the areas

3



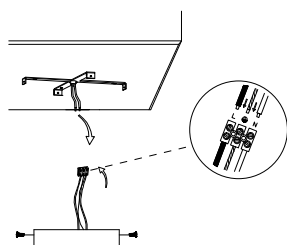
Drill holes on the marked areas

4



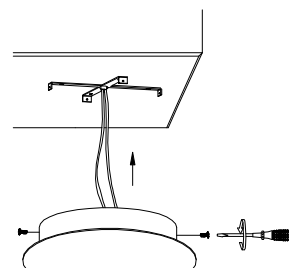
Apply plastic anchors & screws

5



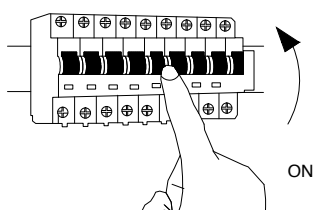
Connect the wires

6



Put the canopy in place & Apply the side screws

7



Turn on the general switch

8

