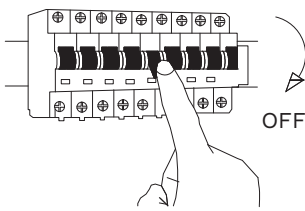
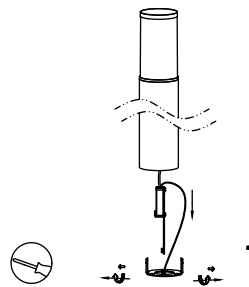


1



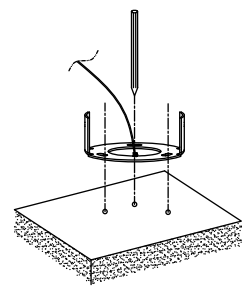
Turn off the general switch

2



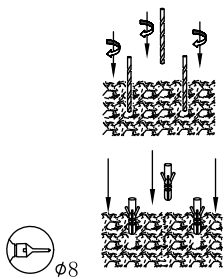
Untie the screws

3



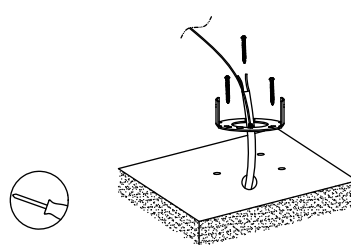
Mark the areas

4



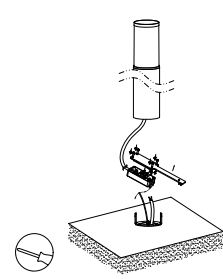
Drill holes & apply plastic anchors

5



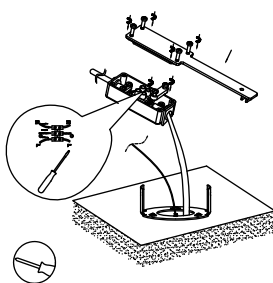
Tie up the screws into place

6



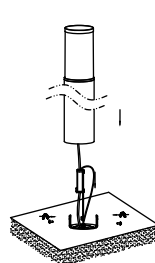
Untie the screws to expose the wires

7



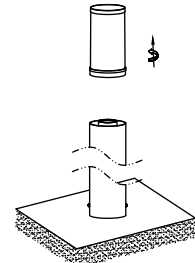
Connect the wires

8



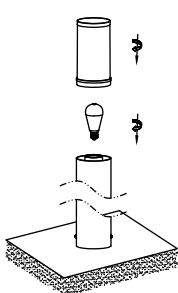
Tie up side screws to fix it into place

9




Untie the cap

10



Insert the bulb by rotate & tie up the cap into place

11



Turn on the general switch

