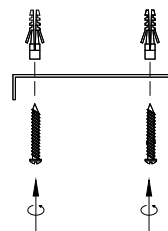
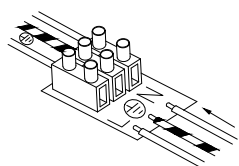


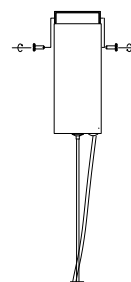
1 Turn off the general Switch



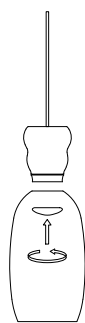
2 Apply screws and plastic anchors



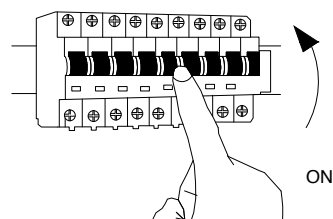
3 Connect the cables



4 Apply the side screws



5 Rotate it in place



6 Turn on the general Switch

