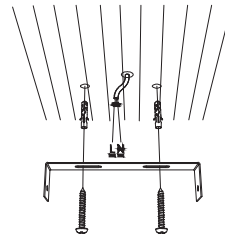
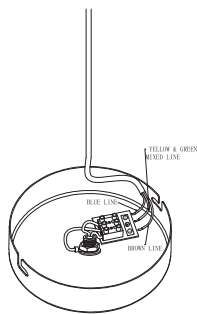


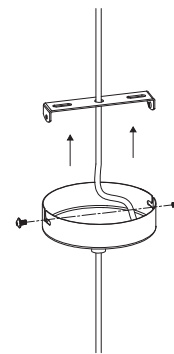
1. Turn off the general switch



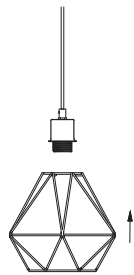
2. Drill holes, apply plastic anchors & screws



3. Brown (Active) connect it with marked "L"  
Blue (Neutral) connect it with marked "N"  
Green & yellow connect it with marked "↓"



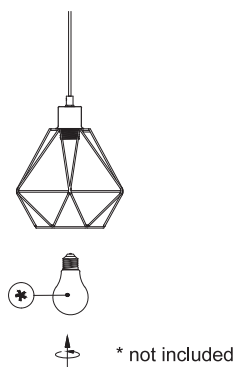
4. Fix the mounting bar and canopy with screw



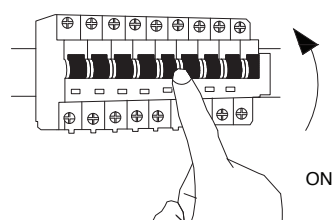
5. Install the lamp shade



6. Fasten the plastic ring & install the bulb



7. Install the bulb



8. Turn on the general switch