

BATTERY
2200mAh

CHARGE TIME
3-4 Hrs

USAGE TIME
8-9 Hrs






VOLTAGE
3.7V

Installation Method

The bottom of the fixture has built-in magnets, allowing it to be attached in two ways:

1. Fix the included iron piece to the wall, then attach the fixture to it.
2. Mount the fixture directly onto a metal surface.

Operation Settings

- Short Click  : ON/OFF
- Double Click  to switch 2700K-3300K-4000K color temperature.
- Long press  to adjust the brightness. After selecting the color temperature
In step 2, press and hold with your finger  to adjust the brightness of the reading light from 10%-100%.
To dim it, just press and hold  again

WARNING!

1. Do not place the lamps in wet areas.
2. Avoid placing the lamp on high-temperature surfaces, and do not use it in flammable environments or immerse the wall sconce in liquid. This helps prevent breakdowns, short circuits, and other hazards.
3. The light source of this luminaire is not replaceable. When it reaches the end of its lifespan, the entire luminaire must be replaced.

