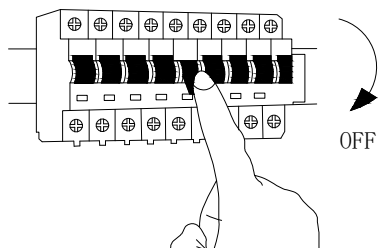
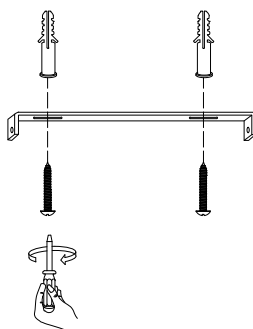


①



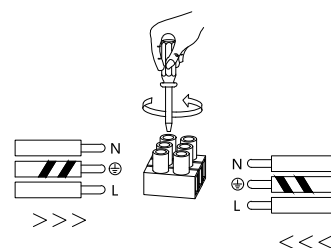
Turn off the general Switch

②



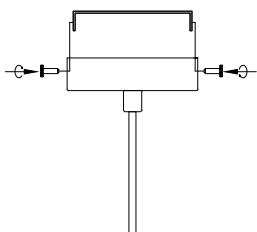
Drill holes & apply plastic anchors  
With screws

③



Connect the wires

④



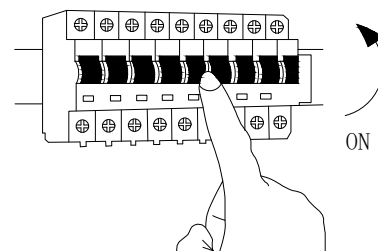
Apply the side screws

⑤



Instal glass shades

⑥



Turn on the general switch

