
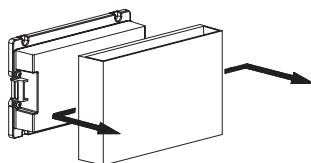


1



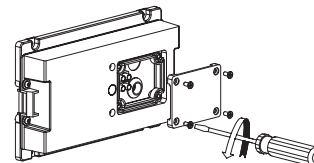
Turn off the general switch

2



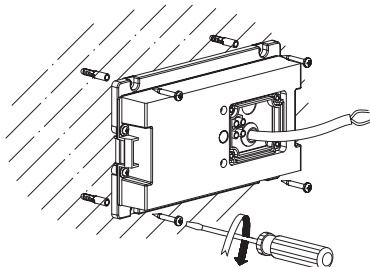
Remove the cap

3



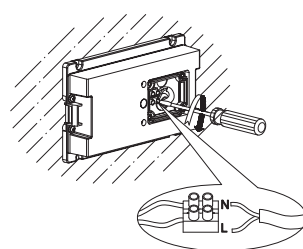
Remove the screws

4



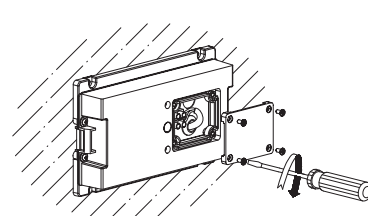
Drill holes apply plastic anchors
With screws

5



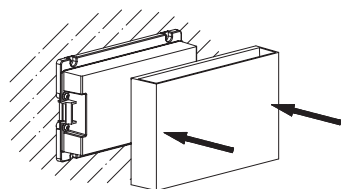
Connect wires

6




Apply screws

7



Apply the cap in to place

8



Turn on the general switch

