


# NOVA LUCE

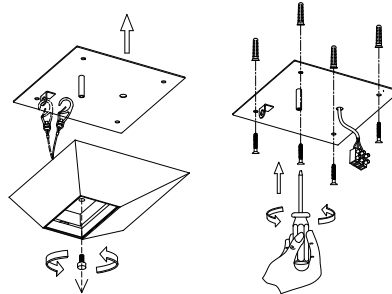
9870042

1



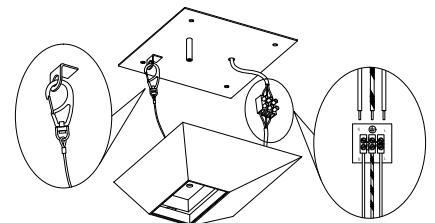
Turn off the general switch

2



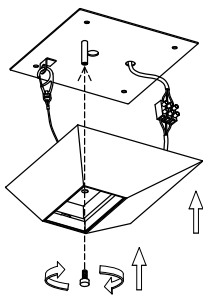
Detach the cover, drill holes  
& apply plastic anchors with the screws

3



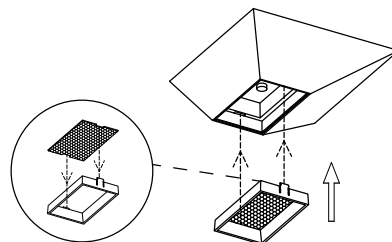
Attach the hook & connect the wires

4



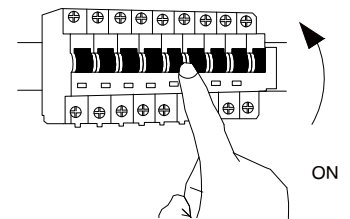
Apply the cover  
with the screw to fix it in place

5



Click th plastic honeycomb  
into the product

6



Turn on the general switch

